



# PARTS PRICE LIST

Model "B" all series

"SERVICE TODAY MEANS SALES TOMORROW"

**TAYLORCRAFT AVIATION CORP.**

ALLIANCE, OHIO

# PARTS PRICE LIST

Model "B"

All Series

— Please Note —

When Ordering Always Specify The Following

1. Airplane NC Number, Model and Serial Number
2. Part Name, Number, Type and Right or Left Hand.
3. Make, Model, Horsepower and Serial Number of Ship for Engine Installation Parts.
4. Color where necessary.
5. Method of shipment. We ship the most convenient way, unless otherwise specified.

## PRICES

The prices quoted herein are our best prices and are f. o. b. our factory at Alliance, Ohio.

As prices fluctuate with general conditions, all prices are subject to change without notice. Parts will be invoiced at prevailing prices at time the orders are received.

## TERMS

Terms are cash and all orders will be sent C. O. D. unless money order or certified check accompanies order or credit established with our Credit Department.

## RETURNS

No parts shall be returned without first securing written permission. Transportation charges must be prepaid on returned parts or shipment will be refused.

— Note —

Order Parts Through the Distributor

Distributor .....


Address ..... State.....

Airport ..... Phone.....

## INDEX

	Page
Instructions for Ordering .....	1
Index .....	2
Fuselage .....	3
Doors .....	3
Door Windows .....	3
Tail Surfaces .....	3
Fuel System .....	4
Instruments .....	5
Fairings .....	6
Cabin Group .....	6
Landing Gear .....	7
Parking Brake Parts .....	7
Wheel, Tire, Tube and Brake Assembly .....	8
Tailwheel Installations : .....	9
Control .....	10
Wing and Aileron Parts .....	11
Wing Illustration .....	12
Wing and Aileron Parts .....	13
Aileron Parts .....	14
Fabric and Tape .....	14
Miscellaneous .....	14
Bolts .....	14
Castle Nuts .....	14
Dope .....	16
Engine Installation—Open Cowl BL-50-55-65 .....	15
Engine Installation—Closed Cowl BL-50-55-65 .....	16
Cowling .....	16
Cooling Baffles .....	17
Engine Installation—Closed Cowl—C-50-65 .....	18
Cowling .....	18
Muff and Heater Assembly .....	18
Cooling Baffle Assembly—BC-50-65 .....	19
Engine Baffle Assembly—BF-65 .....	19
Engine Installation—BF-65 .....	19


Part No.	Units Per Ship	Nomenclature	List Price
<b>FUSELAGE</b>			
B-A120	1	Fuselage, uncovered, w/fttings attached	\$ 450.00
B-A120-1	1	Fuselage, uncovered, w/controls, floorboards, gas tank, fairing, etc., ready for cover (no fin)	856.00
B-A12-2	1	Fuselage covered through silver w/fin	920.00
	1	Fuselage complete, covered through color, w/upholstery, fin, rear cowl and windshield	1095.00
B-A119	1	Fuselage covering kit complete	25.95
<b>DOORS</b>			
B-A150R	1	Door assembly, uncovered, less window and latch—right	13.25
B-A149R	1	Door assembly, covered through color w/ window and door latch ready for installation—right	35.00
B-A150L	1	Door assembly, uncovered, less window and latch—left	13.25
B-A149L	1	Door assembly, covered through color w/window and door latch, ready for installation—left	35.00
B-A159	2	Door handles outside—right or left (see instruments)	.40
B-1115	2	Door handles inside—right or left (see instruments)	.20
<b>DOOR WINDOWS</b>			
A-A162L	1	Window frame—left	6.75
A-A162R	1	Window frame—right	6.75
B-A151L	1	Window complete—left	14.50
B-A151R	1	Window complete—right	14.50
A-A140L	1	Step—left	3.00
A-A140R	1	Step—right	3.00
A-A169	2	Window latch assembly, complete fitting and knob	1.00
<b>TAIL SURFACES</b>			
B-A40R	1	Stabilizer, covered and doped through color—complete right half	40.00
B-A40L	1	Stabilizer, covered and doped through color—complete left half	40.00
	2	Stabilizer, primed ready for cover—interchangeable right or left	23.00
B-A41R	1	Elevator covered and doped through color complete—right	32.40
B-A41L	1	Elevator covered and doped through color complete—left	32.40
	2	Elevator primed ready for cover—interchangeable right or left	20.35*
	2	Elevator cover kit, including fabric, tape and stitching cord	4.80
B12-A43	1	Fin—primed ready for cover	10.50
	1	Fin cover kit including fabric, tape, stitching cord, and pyralin "L" inspection plate frames	4.80
A-7009	1	Inspection plate 4 1/2 x 7 1/2	.35
A-A41	1	Rudder covered and doped through color, with NC number complete	34.35
	1	Rudder assembly primed ready for cover	21.20
A-4029	2	Lower guy wires	.60*
A-461	2	Upper guy wires	.70*
A-986	8	Nipples 8-32	.10*
	8	Lock nuts for guy wires 8-32	.05*
A-4002	8	Insert, fin and stabilizer guy wire fittings	.05*
A-4001	2	Strap tie rod fittings on lower longeron	.35
A-4008	2	Strip tie rod fittings on fin	.35
A-4009	4	Strap tie rod fittings on stabilizer	.45



FUEL SYSTEM


MODEL BC-50, BC-65, BF-50, BF-60-65  
BL-50, BL-55, BL-65

Part No.	Units Per Ship	Nomenclature	List Price
<b>FUEL SYSTEM</b>			
B-164	2	Tie-rod through gas tank	.50
B-A35	1	Gas tank assembly (12 gallons) complete	22.00
B-A301	1	Gas tank screen and elbow assembly	1.55
B-A38	1	Gas tank cap and gauge assembly	1.75*
B-A305	1	Gas tank shutoff assembly (Imperial Brass)	3.30
B-A303	1	Primer line "T" assembly (from primer to engine)	1.90
B-A39	1	Primer line assembly (from tank to primer)	1.25*
B-905	1	Flexible gas line 12 in. long	1.75*
B-9055	1	Flexible gas line 8 in. long	1.45*
B-7071	1	Oil pressure line connector	.50*
B-A706	1	Oil pressure line	1.60
A-931	1	Primer jet	.50*
A-946	1	Inverted tee (for gas filter)	.35*
P-79	1	Spacer (oil pressure line)	.05*
A-98	1	Clamp (oil pressure line)	.15*
OW-355-B	1	Gas filter casting (top)	.40*
OW475	1	Gas filter gasket	.15*
OW-352	1	Gas filter screen	.15*
OW-304	1	Gas filter bowl — (glass)	.15*
OW-316	1	Gas filter clamp	.15*
A-934	4	Nut (gas tank tie rod)	.05*
B-A612	1	Gas shut-off rod (see instrument illustration)	1.70
B-041	1	Primer Pump (see instrument illustration)	4.35
B-A116	4	Spacer, (gas tank tie rod)	.80



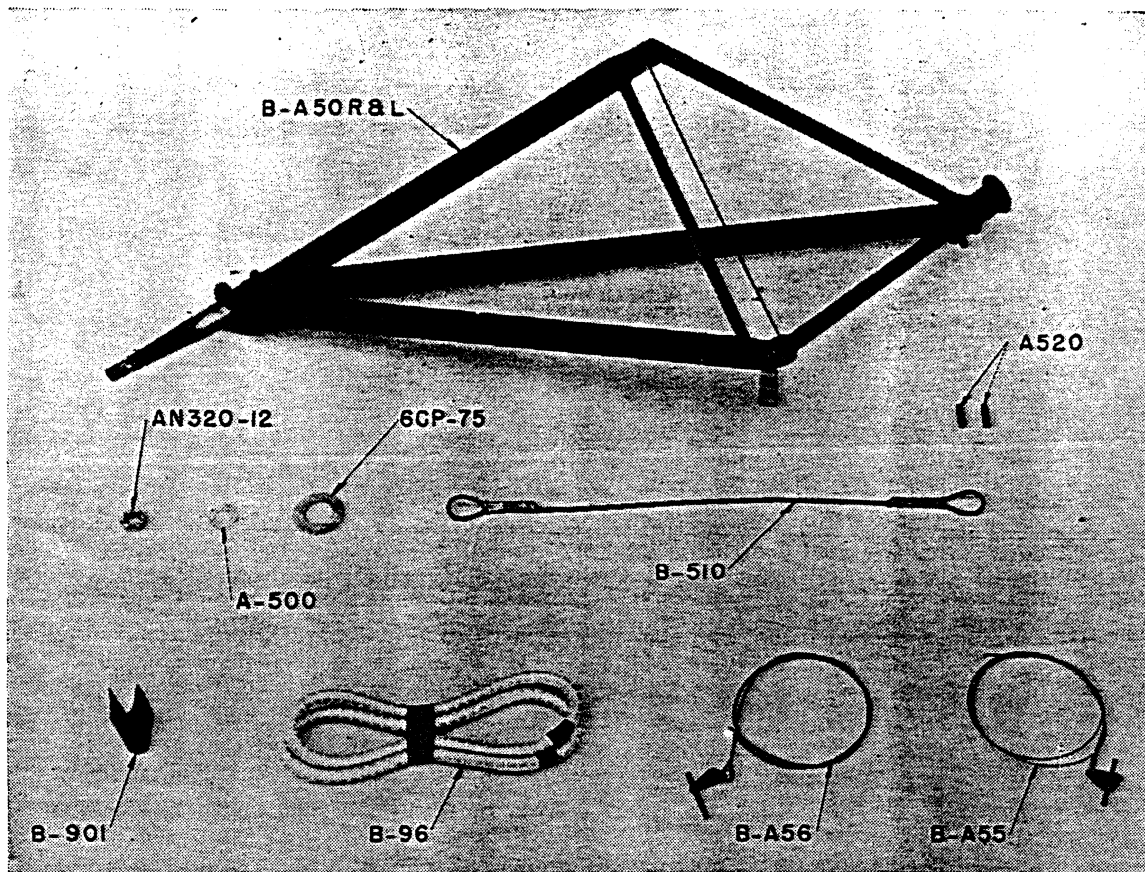
INSTRUMENTS

Part No.	Units per Ship	Nomenclature	List Price
<b>INSTRUMENTS</b>			
B-70	1	Instrument panel	18.00*
A-921	1	Tachometer, oil pressure, and oil temperature gauges assembly, complete—Stewart-Warner	15.00*
	1	Oil temperature gauge—	4.00*
	1	Oil pressure gauge—	4.00*
B12-9094	1	160-MPH airspeed—black dial	17.50*
B12-9095	1	Altimeter	17.50*
B-990	1	Compass—Taylorcraft (Airpath)	22.50*
B-760	1	Instruction plate	1.10
B-71	1	Instrument sub-panel	3.40
A-907	1	Dual ignition switch	1.90*
B-064	1	Cabin heater control (see heater)	.60*
B-003	1	Carburetor heat control (see heater)	.60*
B-041	1	Primer pump (see fuel system)	4.35
B-711	1	Assist cord (cabin group)	.85*
B-A159	1	Outside door handle (see doors)	.40
B-1115	1	Inside door handle (see doors)	.20
B-0047	1	Throttle (see motor installation) Lycoming	5.25*
B-0064	1	Throttle (continued) (see motor installation) Continental	5.25*
B-09	1	Parking brake control (see brakes)	2.50*
B-A612	1	Gas shutoff rod (see fuel system)	1.70
B-9134	1	Tachometer shaft housing	1.40*
B-9131	1	Tachometer shaft	1.35*
B-0058	2	Door handle nut	.05*



FAIRINGS AND INSPECTION PLATES

Part No.	Units Per Ship	Nomenclature	List Price
B-A77	1	Cabin cable cover—right	2.80
B-A76	1	Cabin cable cover—left	2.50
B-716	1	Brake pedal heelplate	1.00
B12-A77IL	1	Wing fairing at fuselage—left	2.00
B12-A77IR	1	Wing fairing at fuselage—right	2.00
A-736L/R	2	Landing gear to fuselage fairing (alum.)	1.60
B-772R	1	Landing gear shock cord cover—right	1.50
B-772L	1	Landing gear shock cord cover—left	1.50
A-7009	1	Inspection plate 9½ x 7½	.35
A-7007		Fin: inspection plate (aluminum)	.60
B-9095		Wing: inspection plate (aluminum)	.35
B-A701R & L		Wing to fuselage, trim band	1.85
A-792		Landing gear fairing reinforcing plate	.20
<b>CABIN GROUP</b>			
B-904	1	Fire extinguisher w/brkt.	11.00
B-A726	1	Seat front panel, including trim tab placard and first-aid kit brkt.	1.00
B-711	2	Assist cords	.85*
B-704	1	Front floorboard woodall deck	.40
B-A727	1	Floorboard assembly complete	4.45
B-A732	1	Headlining assembly (automotive type) complete ready for installation	20.50
A-A72	1	Seat and baggage compartment assembly including fabric baggage compartment, heavy canvas seat back and bottom, set back cushion and lacing cord, ready for installation	15.20
A-A73	1	Seat canvas assembly and lacing cord	3.85
A-A719	2	Seat cushion assembly—bottom	5.00
B-A746	1	Woodall deck panel	1.00
B-A700	1	Windshield assembly complete, ready for installation	32.00
B-720	1	Floor carpet (special)	2.75*
A-929	2	Safety belt	4.65*
B-A71	1	Safety belt anchor assembly complete	3.50




LANDING GEAR

Part No.	Units Per Ship	Nomenclature	List Price
<b>LANDING GEAR</b>			
B-A53R	1	Landing gear—right—complete, covered and doped brake cable, tire, inner tube, wheel (w/brake assembly), bolts and shear nuts, ready for installation	118.00*
B-A53L	1	Landing gear—left—complete w/same equipment as right gear, ready for installation	118.00*
B-A50R	1	Landing gear—right—"V" assembly, covered through color	35.00
B-A50L	1	Landing gear—left—"V" assembly, covered through color	35.00*
A-A11	2	Landing gear and wing strut fitting—rear	3.25
A-A123	2	Landing gear fitting—front	1.05
B-A50R/L	1	Landing gear "V"—left—complete welded unit only, primed ready for cover	22.00
6C4HB	2	Wheel and brake assembly, w/hub cap, less tire and tube	32.40*
B-96	4	9/16 in. x 9 in. Shock cords	2.20*
B-901	2	Rubber Bumper	.25*
B-A56	1	Brake cable, left	1.60*
B-A55	1	Brake cable, right	1.65*
B-510	2	Safety stop cable	3.70
AN320-12	2	Nutshear (see brake)	.10*
A-500	2	Washer (see brake)	.05*
6CP-75	2	Wheel spacer washer	.20*
A-520	4	Landing gear bushing	.15*
<b>PARKING BRAKE PARTS</b>			
B-99	1	Parking brake cabin control	2.75*
B-535	1	Parking brake cable (equalizer)	.60*
B-528	2	Brake pedals	.40*
B-A506	1	Control guide assembly (removable)	.55*
B-A507	1	Control cable clamp (removable)	.95
B-9010	2	Brake pedal rubber pads	.10*


Prices subject to change without notice.





WHEEL, TIRE, TUBE AND BRAKE ASSEMBLY


Part No.	Units Per Ship	Index	Nomenclature	List Price
B-A532L	1		Wheel, tire, tube and brake installation	62.50*
6CA3	1	13	Shield assembly—brake dust—right	1.10*
6CA4	1	13	Shield assembly—brake dust—left	1.10*
6CA27	1	14	Plate assembly—anchor—left	2.60*
6CA26	1		Plate assembly—anchor—right	2.60*
AN510-10-8	7	15	Screw-ft hd machine	doz. .05*
6CP95	2	16	Pin—cotter	.05*
6CP45	2	17	Clip—adj. nut lock spring	.10*
6CP94	4	18	Washer (see gear illustration)	.05*
6CP44	2	19	Nut—shoe adjusting	.20*
6CP46	2	20	Wedge—shoe adjusting	.20*
6CP47	2	21	Bolt—shoe adjusting wedge	.35*
6CA12	2	22	Shoe assembly—brake	1.65*
6CP96	1	23	Arm—cam	4.25*
6CP63	2	24	Spring—brake shoe	.20*
6CP65	1	25	Link—cam arm	.30*
6CP75	1	26	Washer	.20*
6CP35	1	27	Washer	.20*
08125	1	28	Bearing—wheel—1 1/4 in.	2.40*
6CP51	1	29 & 30	Lining—brake—and rivet	1.00*
6CA51	1	31	Half wheel—inner	14.25*
6CP20	1	32	Tube—Axle shield	1.10*
	2	33	Tire 6:00x6 - 4 ply	16.20*
	2	34	Tube—Firestone	4.50*
6CA9	1	35	Half wheel—outer	11.00*
6CP27A	3	36	Bolt—assembly	.25*
AN310-4	3	37	Nut—castle	.10*
	1	38	Nut—valve stem	.05*
A-6075	1	40	Bearing—wheel—3/4 in.	3.00*
6CP34	1	41	Washer	.20*
A-500	1	42	Washer—(see gear illustration)	.05*
AN320-12	1	43	Nut—shear (see gear illustration)	
6CP38	1	45	Tripod	.50*
6CP41	3	47	Screw—tripod	.05*
B-5038	1	48	Cap assembly—hub	1.00*
AN515-8-10	1	52	Screw—Rd-Hd machine (case hardened)	.10*



TAIL WHEEL ASSEMBLY

Part No.	Units Per Ship	Index	Nomenclature	List Price
<b>TAILWHEEL INSTALLATION</b>				
2:00x6	1	1	Tire—tailwheel	1.75*
K-73-C-208A	1	2	Sleeve	.80*
D-9215	1	3	Fitting	.10*
B12-9157	1	4	Fitting	.10*
2-14	2	5	Bearing	.50*
D-206	2	6	Disc	.70*
4-MS-1	4	7	Bolt	.10*
4-L-2	2	8	Washer	.05*
4-N-2	1	9	Nut	.10*
B-9140	1	10	Fork—tailwheel	5.25*
AN7-34	1	11	Bolt—aircraft	.20*
AN320-7	1	12	Nut—shear	.05*
AN380-3-3	2	13	Pin—cotter	.11*C
42-T-1005	1	14	Washer—brass	.20*
B-9139	1	15	Block	5.75*
1641	1	16	Fitting—grease	.10*
B-9096	1	17	Bushing—brass	.70*
42-T-1002	1	18	Washer—steel	.08*
AN310-8	1	19	Nut—castle	.05*
B-9138	2	20	Spring—rudder steering-coil	.50*
B-9137	1	21	Rudder arm	3.00*
B-563	1	22	Leaf—center spring	.50*
B-564	1	23	Leaf—bottom spring	.75*
AN6-15	1	24	Bolt—aircraft	.10*
AN310-6	2	25	Nut—castle	.05*

Part No.	Units Per Ship	Index	Nomenclature	List Price
B-562	1	26	Leaf—top spring	.45*
B12-1216	2	27	Spacer—tail wheel spring leaf	.25
AN6-21	1	28	Bolt—aircraft	.10*
A-633	1	29	Washer	.05*
A-5018	2	30	Pad—tail wheel spring	.10*
A-5027	1	31	Clip—lower spring	.25*
AN4-4	2	32	Bolt—aircraft	.05*
AN320-4	2	33	Nut—shear	.05*
AN380-2-2	2	34	Pin—cotter	.06 C*
AN515-8-18	1	35	Screw—Rd-hd machine	1.25 C*
AN960-8	2	36	Washer—plain	.10 C*
AC365-832	1	37	Nut—self-locking	1.80 C*
	1		Tail wheel assembly, full swivel, complete	19.50*
	1		Tailwheel assembly—steerable complete	24.00*



Part-No.	Units Per Ship	Nomenclature	List Price
<b>CONTROLS</b>			
B-A22	1	Control column assembly (including pulleys)	26.00
B-A206	2	Control wheel assembly	11.65*
A-249	2	Fiber bearings	.25*
B-93	4	Control column oilite bearings	.10
B-A214	2	Universal joint assembly	3.00
A-A231	2	Sprocket assembly	1.55
A-A20	9	3 in. pulley and bushing	.65
A-A21	5	1 3/4 in. pulley and bushing	.40
A-920	14	Pulley bearings	.10
B-A209R	1	Rudder pedal and bar assembly—right	16.50
B-A209L	1	Rudder pedal and bar assembly—left	16.50
B-224	4	Brass strap bearing at base of control column assembly	.15
B-A25	2	Rudder pedal—removable	1.20
B-A26	1	Rudder cable assembly—right	5.40
B-A27	1	Rudder cable assembly—left	5.40
B-407	2	Trim tab control wire	1.05
B-43	1	Trim tab spar	1.65

Part No.	Units Per Ship	Nomenclature	List Price
<b>CONTROLS (Continued)</b>			
B-49R	1	Trim tab skin—aluminum—right	2.40
B-49L	1	Trim tab skin—aluminum—left	2.40
B-408	4	Control wire ferrule	.25
B-A47	1	Trim tab horn assembly	.90
B-A49	1	Trim tab control lever in cabin	1.00
A-8036	15	Oilite bearings for aileron hinge rudder and elevator	.10*
A-8001	6	Hinge pins for aileron ¼ in.	.15*
A-48	9	Hinge pins for elevator and rudder	.15*
NOTE: All control cable assemblies include turnbuckles.			
B-A28	1	Upper elevator cable assembly	7.25
B-A29	1	Lower elevator cable assembly	7.25
B-A202	2	Aileron to cabin cable assembly—right and left interchangeable	6.15
B-A207	1	Cabin cable assembly complete unit including sprocket chain	3.90
B-A203	1	Aileron idler cable assembly	3.50
B-A204	2	Cabin cable to connector block at rear of cabin	6.25
B-A201R	1	Connector cable—right—w/right eye turnbuckle	4.50
B-2011L	1	Connector cable—left—w/left eye turnbuckle	4.50

#### WING AND AILERON PARTS

NOTE: All orders for complete wing with NC numbers (for specific ships) must be accompanied by 25% deposit.

NOTE: When ordering wing ribs and drag struts, designate them by part number if possible. When part number is not available, designate by position number. Establish this by numbering ribs or drag struts by counting from butt to wing tip.

B-A80R	1	Complete wing panel and aileron covered and doped through color with NC number ready for installation, less lift struts and jury struts—right	467.00
B-A80L	1	Complete wing panel and aileron, covered and doped through color with NC number ready for installation, less lift struts and jury struts—left	467.00
	1	Complete wing panel covered through silver, less aileron—right	363.00
	1	Complete wing panel covered through silver, less aileron—left	363.00
	1	Wing panel ready for cover, less aileron—left	260.00
	1	Wing panel ready for cover, less aileron—right	260.00
B-A87	2	Front spar assembly	30.00
B-A88	2	Rear spar assembly	24.00
B-A89	2	Drag struts No. 2, 3, 4 and 6—right or left	2.60
B-A800	2	Drag strut No. 5—right or left	2.60
B-A801	2	Drag strut No. 1 at butt—right or left	2.60
B-A811	2	Short rib at strut fitting	2.60
B-A812R	1	Butt rib—right	4.20
B-A812L	1	Butt rib—left	4.20
B-A813	2	Nose rib at strut point	.60
B-A814	2	False rib at strut point, aileron cutout	1.50
A-A88	10	Long ribs (standard)	2.50
A-A89	20	Nose ribs (standard)	.60
A-A826	2	Nose ribs (tip)	.70
A-A855	6	Standard short rib	2.40
A-A856	2	Special short rib w/ fiber cable guide	2.60
A-A859R/L	2	End rib, tip (designate right or left)	2.25
A-A861	1	Long rib at aileron—right	4.10
A-A860	1	Long rib at aileron—left	3.50
A-A862	2	False rib at aileron cutout (between spar and aileron bay)	1.85
A-A806	2	Front spar butt fitting	1.40
A-A807	2	Rear spar butt fitting	1.00
A-A815	2	Front lift struts	15.30
A-A854	2	Rear lift struts	12.15
B-A835	2	Jury strut upper cross tube	2.60




Part No.	Units Per Ship	Nomenclature	List Price
<b>WING (Continued)</b>			
A-A819	4	Jury strut adjusting plug	.80
A-A838	2	Navigation light ground wire	.30
B12-A857R	1	Wing bow—right	3.10
B12-A857L	1	Wing bow—left	2.70
A-A852	2	Wing cover kit (fabric, tape and cord complete)	35.00
A-A817	1	Jury strut—right	3.20
B-A839	1	Jury strut—left	3.45
A-892	2	Jury strut clamp—front	.40
A-8099	2	Jury strut clamp—rear	.30
B-80	1	Tie rod tube—right	.85
B-808	2	Tie rod spacer tube	.10
A8024	2	Channel section brace leading edge (at butt rib)	.25
B-825	2	Aileron bracket to leading edge clamp	.20
A-844	2	Wing strut tie rod	.35
A-862	12	Aileron bay to rear spar braces long (capstrip material)	.20
A-863	12	Aileron bay to rear spar braces short (capstrip material)	.20
A-8003	16	Drag strut tie rods (drag and anti-drag wires) standard	.35
A-8020	4	Drag strut tie rods (drag and anti-drag wires) long for tip bay	.20
B-879	2	Trailing edge (from aileron to butt rib)	2.65
A-8013	4	Channel section brace (long trailing edge to spar)	.40
A-8024	2	Wing bow channel brace (bow to spar)	.30
A-8038	2	Hot wire—wing navigation light	1.30
A-8052	4	Aileron bracket clamp	.20
A-8089	40	Nipples 6-40 for drag and anti-drag wires	.05*
A-8104	20	Inspection rings—leatherette	.05
A-A721	1	Airspeed pitot and static tubes assembly	1.75
A-A726	1	Airspeed pitot head assembly	3.60
A-7009	4	Inspection plates—aluminum 4 1/4 x 7 1/2	.35
A-728	4	Inspection plate, frames pyralin	.05
A-8107R	1	Nical fairing at aileron cutout, inboard section—right	.90
A-8107L	1	Nical fairing at aileron cutout, inboard section—left	.90
A-8098R	1	Nical fairing at aileron cutout, short section at aileron control link station—right	.50
A-8098L	1	Nical fairing at aileron cutout, short section at aileron control link station—left	.50
A-8108R	1	Nical fairing at aileron cutout, long outer section—right	1.45
A-8108L	1	Nical fairing at aileron cutout, long outer section—left	1.45
A-8111R	1	Nical fairing at aileron cutout, tapered tip section—right	.75
A-8111L	1	Nical fairing at aileron cutout, tapered tip section—left	.75
A-8005	2	Wing tip leading edge 10 in., third bay from tip	.55
A-8121	2	Tip leading edge "Top"—second bay from tip	.55
A-8112	2	Tip leading edge "Bottom" second bay from tip	.40
A-8109	4	Tip leading edge, tip bay, top or bottom interchangeable	.40
A-8113	2	Wing leading edge—49 in. long—nical	2.25
A-8114	2	Wing leading edge—60 in. long—nical	2.80
A-8115	2	Wing leading edge—65 in. long—nical	3.30
B-A806	4	Aileron hinge bracket No. 1 and 3	2.20
B-A808R	1	Aileron hinge bracket and control lever assembly—right center	15.00
B-A808L	1	Aileron hinge bracket and control lever assembly—left center	15.00
B-A807	2	Aileron control lever assembly—right and left interchangeable	6.20
B-A815R	1	Aileron hinge bracket less control horn—right center	9.00
B-A815L	1	Aileron hinge bracket less control horn—left center	9.00
B-A809R	2	Front spar strut fitting—right	1.20
B-A809L	2	Front spar strut fitting—left	1.20
B-809R	2	Rear spar strut fitting—right	.90
B-809L	2	Rear spar strut fitting—left	.90
<b>AILERON</b>			
B-A804R	1	Aileron covered and doped through color complete—right	65.00
B-A804L	1	Aileron covered and doped through color complete—left	65.00

Part No.	Units Per Ship	Nomenclature	List Price
		<b>Aileron (cont'd)</b>	
B-A804R	1	Aileron complete, uncovered—right	45.00
B-A804L		Aileron complete, uncovered—left	45.00
A-8065	1	Aileron covering kit complete	4.35
A-A810R	1	Aileron spar including plywood gusset—right	9.30
A-A811L	1	Aileron spar including plywood gusset—left	9.30
B-85	12	Standard aileron ribs	.99
B-805R	1	Aileron butt rib—right	.95
B-805L	1	Aileron butt rib—left	.95
B-806	4	Aileron rib at control point	.90
B-829	20	Bulkhead (or nose ribs) ribs pressed aluminum	.20
A-859R	1	Bulkhead rib, second from tip—right	.20
A-859L	1	Bulkhead rib, second from tip—left	.20
A-864R	2	Aileron tip spar bulkhead, next to tip rib—right	.20
A-864L	2	Aileron tip spar bulkhead, next to tip rib—left	.20
A-8043R	1	Small tip rib (wood)—right	.25
A-8043L	1	Small tip rib (wood)—left	.25
A-868	2	Aileron leading edge 44 ½ in. long	2.15
A-8117	2	Aileron leading edge 29 ¾ in. long	1.50
A-8116R	1	Aileron tip leading edge 11 ¾ in. long—right	.85
A-8116L	1	Aileron tip leading edge 11 ¾ in. long—left	.85
A-871	6	Aileron hinge fittings—steel channel hinge to aileron spar	.50
A-872	2	Aileron control fitting	.20
A-898	2	Aileron control ball stud	.35*
A-8024	2	Butt rib to spar channel brace	.30
B-880	2	Aileron trailing edge	2.30
A-A853	2	Aileron tip bow assembly—steel tubing	1.10

Part No.	Nomenclature	List Price
	<b>FABRIC AND TAPE</b>	
	Standard fabric 40 in.	.72 yd.*
	Tape—standard herringbone ¼ in.	.01 yd.*
	Tape—standard herringbone ⅝ in.	.01 yd.*
	Stitching cord—6 cord linen (1 lb.)	3.10 ball*
	<b>MISCELLANEOUS</b>	
B-904	Approved fire extinguisher	12.50*
A-909	First-aid kit	.50*
A-973	Engine log book	.35*
A-984	Aircraft log book	.35*
AA-852	Wing covering kit	35.00
B-A119	Fuselage covering kit	25.95
	<b>BOLTS (including nut)</b>	
	<b>Landing Gear</b>	
AN5-20	Bolt 5/16 x 2	.10*
AN5-21	Bolt 5/16 x 2 ½	.10*
AN5-16	Bolt 5/16 x 1 ¾	.09*
	<b>Motor Mount</b>	
AN5-30	Bolt 5/16 x 3	.11*
AN6-34	Bolt ⅝ x 3 ½	.14*
AN6-31	Bolt ⅝ x 3 ½	.14*
AN6-36	Bolt ⅝ x 3 ¾	.15*
	<b>Wing</b>	
AN5-15	Bolt 5/16 x 1 ⅝	.08*
AN4-13	Bolt 1 ¼ x 1 ⅝	.07*
	<b>Strut</b>	
AN5-13	Bolt 5/16 x 1 ⅝	.08*
AN5-11	Bolt 5/16 x 1 ⅝	.08*
AN5-25	Bolt 5/16 x 3 ⅝	.10*
	<b>Dzus fastener</b>	.45*
	<b>CASTLE NUTS</b>	
AN310-6	Castle nut ⅝ x 24	3.30 C*
AN310-5	Castle nut 5/16 x 24	2.70 C*





MODEL BL-50 55-65 ENGINE INSTALLATION  
OPEN COWL

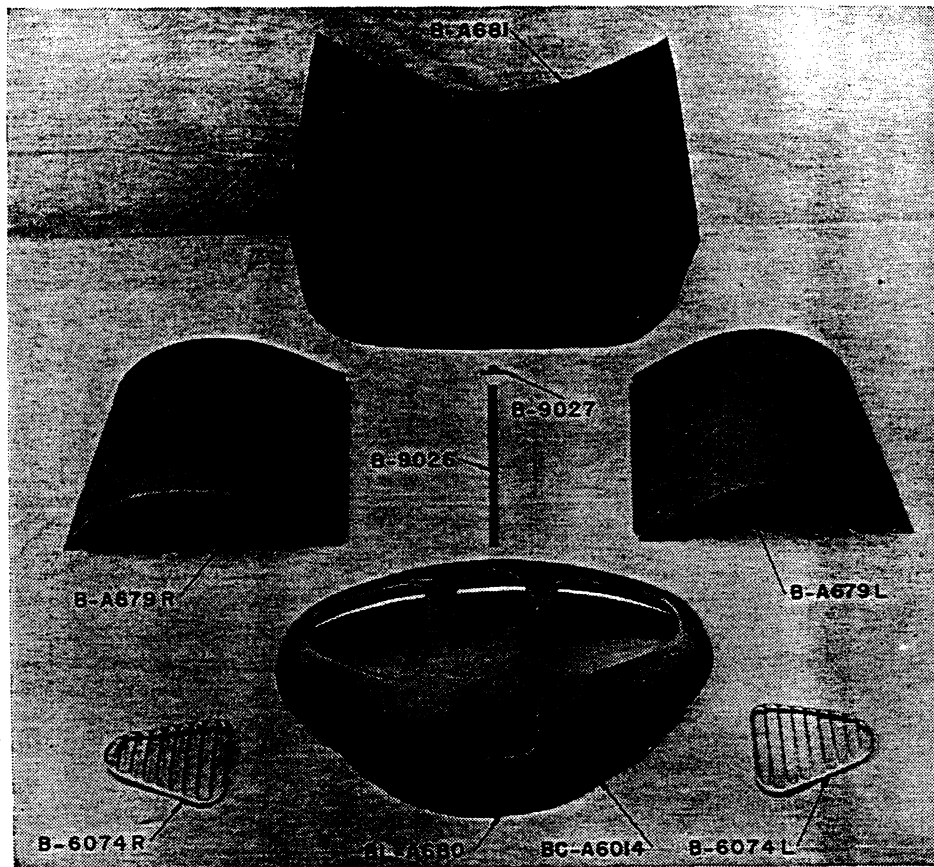
Part No.	Units Per Ship	Nomenclature	List Price
<b>ENGINE INSTALLATION—OPEN COWL</b>			
BL-A64	1	Engine cowl—top	\$25.25
BL-A65	1	Engine cowl—bottom	36.55
B-A66	1	Rear cowl and firewall assembly complete	54.50
B12L-A602	1	Engine mount	34.00
B-973	4	Engine mounting washer—steel	.05*
B-972	4	Engine mounting washer—rubber	.10*
AN6-31	4	Bolts—engine to mount	.15*
AN5-30	4	Bolts—mount to fuselage	.15*
B-9047	1	Throttle—Shakespeare	5.25*
BL-A602	1	Exhaust stack assembly—left	10.90
BL-A603	1	Exhaust stack assembly—right	10.90
BL-A638	4	Exhaust stack clamp assembly	.05
<b>CARBURETOR HEATER ASSEMBLY</b>			
BL-A615	1	Heater barrel assembly (fits on exhaust stack)	5.00*
B-A6015	1	Carburetor airscoop assembly	4.00
BL-639	1	Flexible tube (from heater barrel to airscoop on carburetor)	.40
B-9008	1	Flexible control from cabin to airscoop (see instruments)	1.00*
<b>CABIN HEATER ASSEMBLY</b>			
BL-A626	1	Heater barrel on exhaust stack	4.50*
B-A635	1	Heater shutoff assembly	5.75*
BF-A634	1	Cabin heater outlet assembly	4.50*
B-964	1	Flexible control from instrument panel to shutoff (see instrument)	1.00*
A-917	13	Spring fastener	.08*
A-916	2	Brass grommets	.03*

Prices subject to change without notice.




MODEL BC-50-65 ENGINE INSTALLATION—CLOSED COWL

Part No.	Units Per Ship	Nomenclature	List Price
70L-45	1	50-HP propeller	\$35.00*
70L-47	1	55-HP propeller	35.00*
70LY-38	1	65-HP propeller	35.00*
B12L-A602	1	Engine mount for 50, 55 or 65-HP	34.00
B-073	4	Engine mounting washers—steel	.10*
B-072	8	Engine mounting washers—rubber	.10*
AN6-31	4	Bolts—engine to mount	.11*
AN5-30	4	Bolts—mount to fuselage	.09*
B-0047	1	Throttle—Shakespeare	5.25*




COWLING			
Part No.	Units Per Ship	Nomenclature	List Price
B-9026	1	Slip seam for top hinge	1.25
B-A680	1	Nose cowl and pressed grill	24.35
B-6074R	1	Aluminum pressed grill—right	3.75
B-6074L	1	Aluminum pressed grill—left	3.75
B-A679R	1	Top engine cowl—right	10.65
B-A679L	1	Top engine cowl—left	10.65
B-A681	1	Lower engine cowl	45.20
B-A131	1	Rear cowl and firewall assembly	51.70
B-0024	18	Dzus fasteners and springs	.47*

Part No.	Nomenclature	List Price
DOPE		
	Dope—pigmented—Stearman Vermillion	4.90 gal.
	Dope—pigmented—gloss jet black	4.50 gal.
	Dope—pigmented—Taylorcraft ivory	4.00 gal.
	Dope—pigmented—Loening yellow	4.00 gal.
	Dope—pigmented—polychromatic blue	5.00 gal.
	Dope—pigmented—metallic maroon	4.90 gal.
	Thinner—clear	2.50 gal.
	Primer—zinc chromate	6.70 gal.




Part No.	Units per Ship	Nomenclature	List Price
<b>COOLING BAFFLES</b>			
B-6087	2	Inter Cylinder baffles	1.10
BL-A6010	1	Set complete engine baffle assembly	32.65
B-6164	2	Baffle braces	.40
BL-A6009	1	Rear baffle assembly	9.50
BL-A6011	1	Front baffle assembly—right	9.65
BL-A6012	1	Front baffle assembly—left	9.65
BL-A677	1	Exhaust manifold (baked enamel inside and out)	28.80
BL-A638	4	Exhaust manifold clamps	.45
BL-A6036	2	Exhaust manifold brace assembly	1.25
B-6110	5	Heater muff clamps	.15
BL-6113	1	Flexible tube for cabin heater	.60*
BL-6114	1	Flexible tube for carburetor heater	.85*
BL-6115	1	Flexible tube cabin heater—from muff to heater	.35*
B-A690	1	Lower heater muff—right	2.50*
B-A691	1	Lower heater muff—left	2.50*
B-A692	1	Heater muff—upper	4.60*
B-A693	1	Cabin heater shutoff	10.50*
B-964	1	Flexible shutoff control (cabin heater)	1.00*
B-A6015	1	Carburetor airscoop	5.25*
B-903	1	Flexible shutoff control (carburetor heater)	1.00*
BL-A689	1	Complete heater muff	9.60*
BL-A303	1	Primer line "T" assembly (from primer to engine)	1.95
B-A30	1	Primer line assembly (from tank to primer)	1.25*



MODEL BC-50-65 ENGINE INSTALLATION—CLOSED COWL

Part No.	Units Per Ship	Nomenclature	List Price
76B-51	1	50-HP propeller	\$37.50*
72C-44	1	65-HP propeller	36.50*
BC-A157	1	Engine mount	30.10
BC-610	1	Breather tube—aluminum	.60*
BC-611	1	Breather tube—rubber	.15*
BC-622	1	½ in. I. D. hose clamp	.15*
AN6-26	4	Bolts—engine to mount	.15*
AN5-30	4	Bolts—mount to fuselage	.09*
B-9064	1	Throttle—Shakespeare	5.25*
B-6087	2	Inter cylinder baffle	.80
BC-A6031	1	Exhaust manifold assembly	28.80
<b>COWLING (Specify color)</b>			
B-9039	1	Slip seam of center hinge	.90
BC-A6014	1	Nose cowl w/ pressed aluminum grill, ready for installation	24.35
BC-6074R	1	Nose grill, pressed aluminum—right	3.75
BC-6074L	1	Nose grill, pressed aluminum—left	3.75
B-A681	1	Lower engine cowl assembly	45.20
B-A679R	1	Top engine cowl—right	10.65
B-A679L	1	Top engine cowl—left	10.65
B-A131	1	Rear cowl and firewall assembly	51.70
<b>MUFF AND HEATER ASSEMBLY</b>			
BC-6110	5	Muff clamps	.15
BC-6116	1	Flexible tube cabin heater	.35*
EC-6117	1	Flexible tube cabin heater outlet	.35*
BC-6118	1	Flexible tube carburetor heater	1.20*
BC-6110	1	Flexible tube carburetor heater outlet	.95*
B-A690	1	Lower heater muff—right	2.50
B-A691	1	Lower heater muff—left	2.50
B-A692	1	Upper heater muff	4.60
B-A6013	1	Muff by-pass assembly (for cabin heater)	8.50
BC-6015	1	Carburetor air intake scoop	5.25*




MODEL BF 65 ENGINE INSTALLATION — CLOSED COWL

Part No.	Units Per Ship	Nomenclature	List Price
<b>COOLING BAFFLE ASSEMBLY</b>			
BC-A6024	1	Complete set cooling baffles	32.65
B-6085	4	Inter cylinder baffle brackets	.05
B-6188	2	Inner baffle brackets	.05
B-6189	2	Outer baffle brackets	.12
BC-A6020	1	Front baffle assembly—left	9.65
BC-A6021	1	Front baffle assembly—right	9.65
BC-A6019	1	Crankcase baffle assembly	3.85
BA-693	1	Cabin heater shutoff assembly	10.50*

MODEL BF-65 ENGINE INSTALLATION — CLOSED COWL — WITH AND WITHOUT MUFFLER

<b>ENGINE BAFFLE ASSEMBLY</b>			
BF12-A604	1	Complete engine cooling baffle assembly	32.00
BF12-A607	1	Cooling baffle—right	9.25
BF12-A606	1	Cooling baffle—left	9.25
B-A678	1	Complete engine cowl assembly	75.50
B-A679R	1	Top cowl—right	10.65
B-A679L	1	Top cowl—left	10.65
BF-A680	1	Nose cowl assembly (w/pressed aluminum grill)	24.35
B-A681	1	Lower cowl—engine	45.20
B-A6015	1	Carburetor air scoop	5.25*
B-903		Flexible control (cabin to carburetor air scoop)	1.00*
B12-A620	1	Cabin heater shutoff valve	10.50*
B12-A763	1	Switch to mag. wire—dual	3.75
B12-A764	1	Switch to mag. wire	2.50
A-A724		Ground wire (dual ignition)	.70



EXHAUST MANIFOLD AND HEATER MUFF ASSEMBLY

Part No.	Units per Ship	Nomenclature	List Price
<b>ENGINE INSTALLATION—CLOSED COWL</b>			
72F-44	1	Propeller	\$35.00*
B-9047	1	Throttle	5.25*
B-6005	1	Carburetor heater control clamp	.15
BF12-L68	1	Exhaust stacks w/ muffler complete	53.80
BF12-A608	1	Exhaust manifold—right	10.50
BF12-A609	1	Exhaust manifold—left	10.50
BF12-A610	1	Muffler and tail pipe w/ heater muff	33.50
BF12-A621	1	Clamp assembly for heater muff	.35
BF12-611	1	Muffler heater shell assembly	9.60*
D-A624	1	Muffler w/ tail pipe	23.90
DC-6030	1	Carburetor inlet flexible tube	1.15*
DC-6031	1	Cabin heater inlet flexible tube	.75
BF12-674	1	Carburetor heater outlet flexible tube	.20*
BF12-676	1	Cabin heater outlet flexible tube	.25*
B12-A60	1	Engine mount	37.45
B12-A61	1	Exhaust manifold (no muffler type)	28.80
B-A691	1	Lower muff—right	2.50*
B-A690	1	Lower muff—left	2.50*
B-A692	1	Upper muff	4.60*
B-A6013	1	By-pass tube assembly	8.50