

NOTICE

Weight and balance or operating limitation changes shall be entered in the appropriate aircraft record. An alteration must be compatible with all previous alterations to assure continued conformity with the applicable airworthiness requirements.

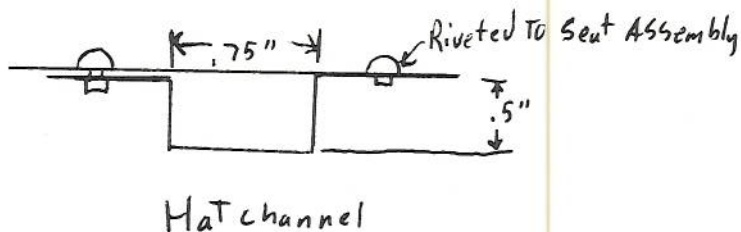
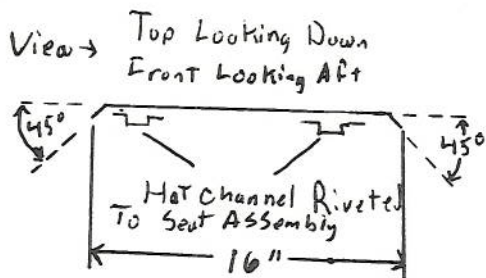
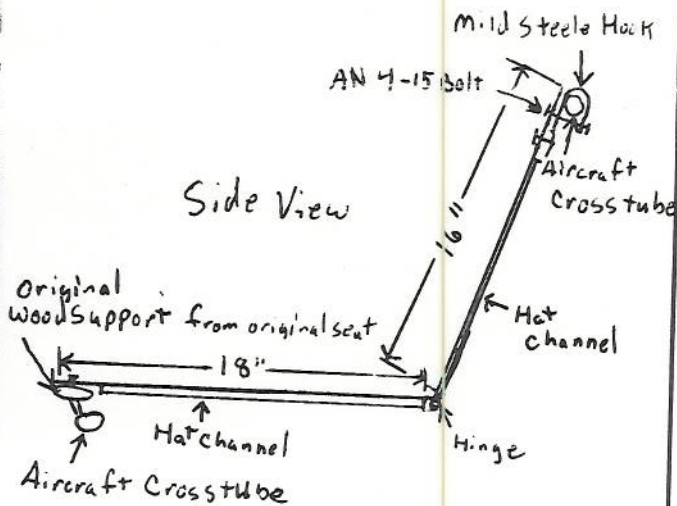

8. Description of Work Accomplished

(If more space is required, attach additional sheets. Identify with aircraft nationality and registration mark and date work completed.)

USA, N3572T, 20 JANUARY 1999

1. Installation of aluminum seats in place of original cloth seat.

- A. Removed original cloth seat and seat cushions.
- B. Installed new seats as fabricated from 2024 T-3 .063" aluminum lightened with numerous evenly spaced 1" holes. Seat assembly is hinged P# MS20257P3 (hinge riveted with AN470-4-5) at the intersection of bottom and back. Seats are reinforced with two strips each of extruded .5" X .75" hat channel, from a Cessna 172K wing tank cover, on bottom and back. Seats are bolted to original seat support on bottom front, and the back is hung by a .75" inch wide 1020 mild steel hook riveted (with AN 470-4-5) and bolted (AN4-15) to the back. (see figures below for installation).
- C. Placed original seat cushions P# 1204-1 and 1202-1 over aluminum seats.
- D. All practices performed in accordance with procedures stated in AC 43.13-1a Chapter 2.
- E. Weight and balance updated as required.



*****END*****

Additional Sheets are Attached